

# Various Financial Alternatives

For: Jack and Amy Hudson



*"Success isn't about what you accomplish in your life, it's about what you inspire others to accomplish."*

Anonymous

Presented By:

[Licensed user's name appears here]

# Various Financial Alternatives vs. Indexed Universal Life

Presented By: [Licensed user's name appears here]

Insured: Jack Hudson

## Preface

A decision to acquire additional life insurance can represent one of several significant phases in your overall financial planning.

An important part of this decision involves the comparison of the life insurance policy to alternative investment possibilities.

To help you make an informed decision about acquiring the policy, the accompanying presentation shows financial data regarding life insurance compared to these alternatives:

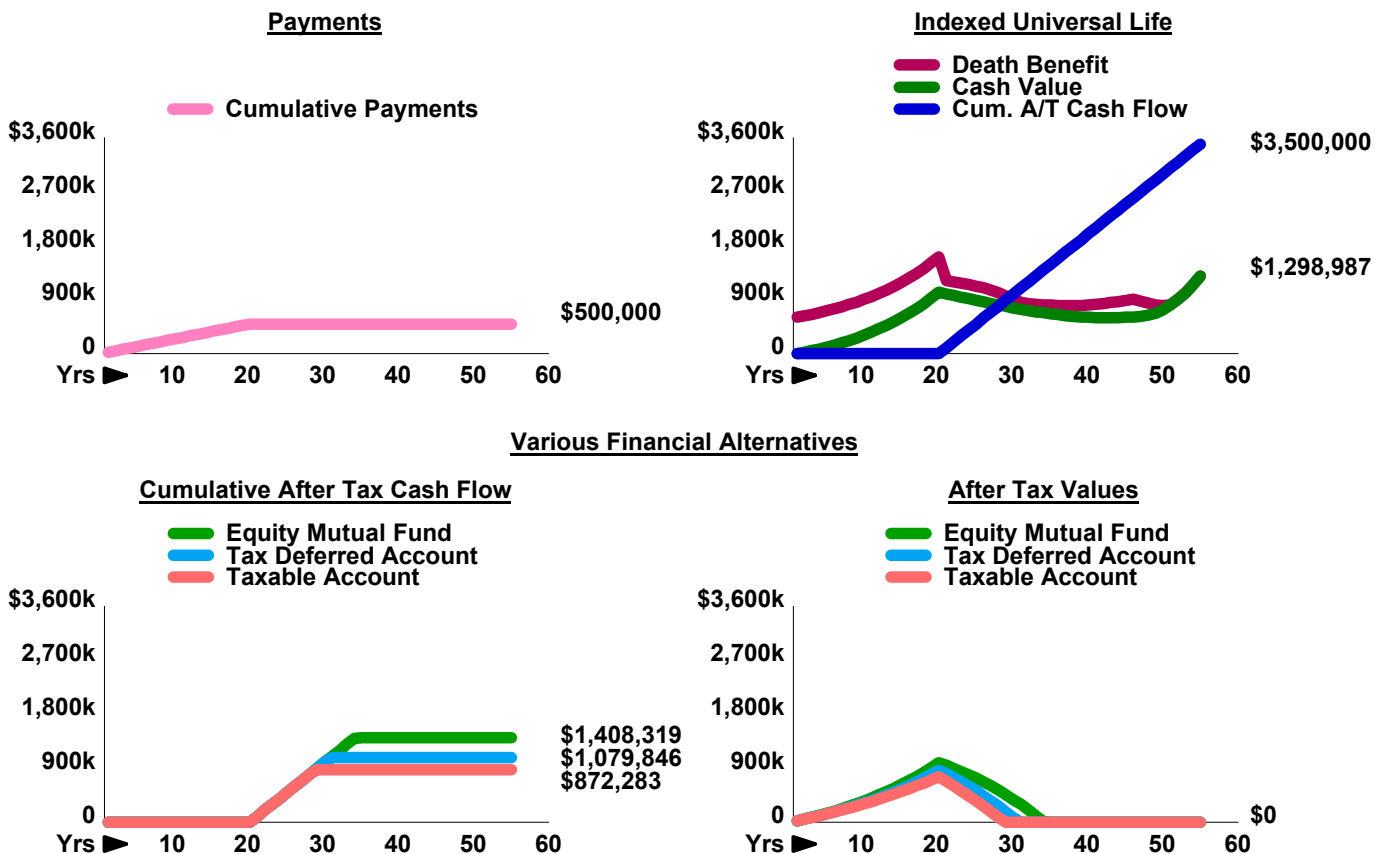
Taxable Account;  
Tax Deferred Account;  
Equity Mutual Fund.

The study offers information from which you and your advisers can draw informed conclusions about the suitability of either plan.

Following are major features of the life insurance policy for you to consider as part of your overall assessment:

1. Income tax free death benefits;
2. Probate free death benefits;
3. Accumulating cash values;
4. Income tax deferred growth of cash values;
5. Competitive current interest rate;
6. Tax free access to cash values via policy loans;
7. Privacy of all transactions;
8. Advance of death benefits in certain adverse health circumstances -- as defined in the policy contract.

Favorable income tax consequences combine with significant policy values and benefits to produce a life insurance solution that has a considerable amount of financial leverage.



This graphic assumes the non-guaranteed values shown continue in all years. This is not likely, and actual results may be more or less favorable.

# Various Financial Alternatives vs. Indexed Universal Life

Presented By: [Licensed user's name appears here]

Insured: Jack Hudson

## Comparison of Values

Taxable Account Yield 6.90%	Tax Deferred Account Yield 6.90%	Equity Mutual Fund Growth 6.90%	Equity Mutual Fund Dividend 2.00%	Dividend Tax Rate 25.00%	Income Tax Rate 37.00%	Indexed UL Interest Rate 6.90%	Initial Death Benefit 586,790
-----------------------------	----------------------------------	---------------------------------	-----------------------------------	--------------------------	------------------------	--------------------------------	-------------------------------

		After Tax Values of Identical Allocation to Various Financial Alternatives						Indexed UL				
Yr	Male Age	(1) Life Insurance Premium	(2a) After Tax Cash Flow from Taxable Account	(2b) Taxable Account	(3a) After Tax Cash Flow from Tax Deferred Account	(3b) Tax Deferred Account	(4a) After Tax Cash Flow from Equity Mutual Fund	(4b) Equity Mutual Fund	(5a) After Tax Policy Loan Proceeds	(5b) Year End Accum Value*	(5c) Year End Cash Value*	(5d) Death Benefit
1	45	25,000	0	25,953	0	26,087	0	26,709	0	22,156	5,098	608,946
2	46	25,000	0	52,896	0	53,335	0	55,135	0	46,058	29,240	632,848
3	47	25,000	0	80,865	0	81,825	0	85,334	0	71,856	55,291	658,646
4	48	25,000	0	109,902	0	111,644	0	117,390	0	99,701	83,400	686,491
5	49	25,000	0	140,045	0	142,881	0	151,404	0	129,755	113,724	716,545
6	50	25,000	0	171,337	0	175,635	0	187,486	0	162,195	146,440	748,985
7	51	25,000	0	203,822	0	210,011	0	225,759	0	197,208	181,735	783,998
8	52	25,000	0	237,546	0	246,121	0	266,355	0	235,000	222,108	821,790
9	53	25,000	0	272,556	0	284,084	0	309,414	0	275,791	265,475	862,581
10	54	25,000	0	308,900	0	324,028	0	355,083	0	320,897	313,163	907,687
11	55	25,000	0	346,630	0	366,090	0	403,522	0	369,576	364,418	956,366
12	56	25,000	0	385,799	0	410,417	0	454,898	0	422,107	419,531	1,008,897
13	57	25,000	0	426,460	0	457,163	0	509,390	0	478,788	478,788	1,065,578
14	58	25,000	0	468,672	0	506,497	0	567,186	0	539,964	539,964	1,126,754
15	59	25,000	0	512,493	0	558,596	0	628,487	0	605,996	605,996	1,192,786
16	60	25,000	0	557,985	0	613,653	0	693,504	0	678,238	678,238	1,265,028
17	61	25,000	0	605,212	0	671,869	0	762,465	0	755,956	755,956	1,342,746
18	62	25,000	0	654,238	0	733,465	0	835,606	0	839,556	839,556	1,426,346
19	63	25,000	0	705,134	0	798,672	0	913,183	0	929,480	929,480	1,516,270
20	64	25,000	0	757,971	0	867,740	0	995,464	0	1,026,199	1,026,199	1,612,989
21	65	0	100,000	683,056	100,000	807,950	100,000	949,432	100,000	1,105,321	1,000,321	1,221,385
22	66	0	100,000	605,285	100,000	744,033	100,000	900,307	100,000	1,189,410	974,160	1,200,147
23	67	0	100,000	524,549	100,000	675,706	100,000	848,035	100,000	1,278,787	947,775	1,177,957
24	68	0	100,000	440,735	100,000	602,665	100,000	792,483	100,000	1,373,793	921,230	1,154,775
25	69	0	100,000	353,725	100,000	524,584	100,000	733,480	100,000	1,474,802	894,610	1,130,579
26	70	0	100,000	263,399	100,000	443,041	100,000	670,826	100,000	1,582,232	868,031	1,105,366
27	71	0	100,000	169,628	100,000	357,953	100,000	604,304	100,000	1,696,679	841,768	1,062,336
28	72	0	100,000	72,283	100,000	269,166	100,000	533,677	100,000	1,818,665	816,008	1,016,061
29	73	0	72,283	0	100,000	176,519	100,000	458,694	100,000	1,948,787	790,998	966,388
30	74	0	0	0	100,000	79,846	100,000	379,088	100,000	2,087,712	767,034	913,173
		500,000	872,283		1,000,000		1,000,000		1,000,000			

Note: Tax Deferred Account values do not reflect surrender charges or market rate adjustments, if any.

\*This illustration assumes the nonguaranteed values continue in all years. This is not likely, and actual results may be more or less favorable. This illustration is not valid unless accompanied by a basic illustration from the issuing life insurance company.

See the accompanying reports for year-by-year details:  
Equity Account Details; Portfolio Turnover Details  
Tax Deferred Account

Management fees reflected in columns (2b) & (4b):  
TA = 0.50%, EMF = 0.50%

Tax Deferred Account is assessed:  
Income tax each year. Column (3b) values are after tax.

# Various Financial Alternatives vs. Indexed Universal Life

Presented By: [Licensed user's name appears here]

Insured: Jack Hudson

## Comparison of Values

Taxable Account Yield 6.90%	Tax Deferred Account Yield 6.90%	Equity Mutual Fund Growth 6.90%	Equity Mutual Fund Dividend 2.00%	Dividend Tax Rate 25.00%	Income Tax Rate 37.00%	Indexed UL Interest Rate 6.90%	Initial Death Benefit 586,790
--------------------------------	-------------------------------------	------------------------------------	--------------------------------------	-----------------------------	---------------------------	-----------------------------------	----------------------------------

		After Tax Values of Identical Allocation to Various Financial Alternatives						Indexed UL				
Yr	Male Age	(1) Life Insurance Premium	(2a) After Tax Cash Flow from Taxable Account	(2b) Taxable Account	(3a) After Tax Cash Flow from Tax Deferred Account	(3b) Tax Deferred Account	(4a) After Tax Cash Flow from Equity Mutual Fund	(4b) Equity Mutual Fund	(5a) After Tax Policy Loan Proceeds	(5b) Year End Accum Value*	(5c) Year End Cash Value*	(5d) Death Benefit
31	75	0	0	0	79,846	0	100,000	294,572	100,000	2,236,190	744,477	856,286
32	76	0	0	0	0	0	100,000	204,846	100,000	2,394,276	722,978	842,691
33	77	0	0	0	0	0	100,000	109,587	100,000	2,562,587	702,724	830,853
34	78	0	0	0	0	0	100,000	8,454	100,000	2,741,769	683,912	821,001
35	79	0	0	0	0	0	8,319	0	100,000	2,932,510	666,761	813,386
36	80	0	0	0	0	0	0	0	100,000	3,135,502	651,465	808,240
37	81	0	0	0	0	0	0	0	100,000	3,351,399	638,160	805,730
38	82	0	0	0	0	0	0	0	100,000	3,580,945	627,045	806,092
39	83	0	0	0	0	0	0	0	100,000	3,824,896	618,300	809,545
40	84	0	0	0	0	0	0	0	100,000	4,083,789	611,864	816,053
41	85	0	0	0	0	0	0	0	100,000	4,358,136	607,615	825,522
42	86	0	0	0	0	0	0	0	100,000	4,648,685	605,637	838,072
43	87	0	0	0	0	0	0	0	100,000	4,955,954	605,754	853,552
44	88	0	0	0	0	0	0	0	100,000	5,280,160	607,451	871,459
45	89	0	0	0	0	0	0	0	100,000	5,621,514	610,168	891,244
46	90	0	0	0	0	0	0	0	100,000	5,979,971	613,058	912,057
47	91	0	0	0	0	0	0	0	100,000	6,363,158	622,900	877,426
48	92	0	0	0	0	0	0	0	100,000	6,774,977	642,706	845,955
49	93	0	0	0	0	0	0	0	100,000	7,220,641	676,756	821,169
50	94	0	0	0	0	0	0	0	100,000	7,706,770	730,691	807,759
51	95	0	0	0	0	0	0	0	100,000	8,241,309	811,426	811,426
52	96	0	0	0	0	0	0	0	100,000	8,813,332	906,955	906,955
53	97	0	0	0	0	0	0	0	100,000	9,425,567	1,018,871	1,018,871
54	98	0	0	0	0	0	0	0	100,000	10,080,945	1,148,915	1,148,915
55	99	0	0	0	0	0	0	0	100,000	10,782,619	1,298,987	1,298,987
		500,000	872,283		1,079,846		1,408,319		3,500,000			

Note: Tax Deferred Account values do not reflect surrender charges or market rate adjustments, if any.

\*This illustration assumes the nonguaranteed values continue in all years. This is not likely, and actual results may be more or less favorable. This illustration is not valid unless accompanied by a basic illustration from the issuing life insurance company.

See the accompanying reports for year-by-year details:  
Equity Account Details; Portfolio Turnover Details  
Tax Deferred Account

Management fees reflected in columns (2b) & (4b):  
TA = 0.50%, EMF = 0.50%

Tax Deferred Account is assessed:  
Income tax each year. Column (3b) values are after tax.

# Various Financial Alternatives vs. Indexed Universal Life

Presented By: [Licensed user's name appears here]

Insured: Jack Hudson


## Matching Values at Age 99 (Year 55)

Taxable Account Yield	Tax Deferred Account Yield	Equity Mutual Fund Growth	Equity Mutual Fund Dividend	Dividend Tax Rate	Income Tax Rate	Indexed UL Interest Rate	Initial Death Benefit
6.90%	6.90%	6.90%	2.00%	25.00%	37.00%	6.90%	586,790

### Yield/Growth Required by Various Investments in Addition to the Dividend Illustrated for the Equity Account to Match Indexed UL Policy Values over 55 years

Investment	Yield/Growth	Indexed UL
Taxable Account Taxable Account	14.21% 14.21%	Cash Value \$1,298,987 Death Benefit \$1,298,987
Tax Deferred Account Tax Deferred Account	10.50% 10.50%	Cash Value \$1,298,987 Death Benefit \$1,298,987
Equity Mutual Fund Equity Mutual Fund	10.00%* 10.00%*	Cash Value \$1,298,987 Death Benefit \$1,298,987

\*Plus 2.00% dividend.



### Income Tax Considerations

1. Taxable Account: Interest is taxed as earned.
2. Tax Deferred Account: Interest is tax deferred.  
(Values assume tax is assessed in year shown only)
3. Equity Mutual Fund: Capital gains tax calculations are taxed based on a ratio of asset value to remaining cost basis in any given year.
4. Indexed Universal Life:
  - a. Death Benefit including cash value component is income tax free.
  - b. Loans are income tax free as long as the policy is kept in force.
  - c. Withdrawals and other non-loan policy cash flow up to cost basis (not in violation of IRC Section 7702) are income tax free as a return of premium.
  - d. Cash values shown assume most favorable combination of b and/or c.

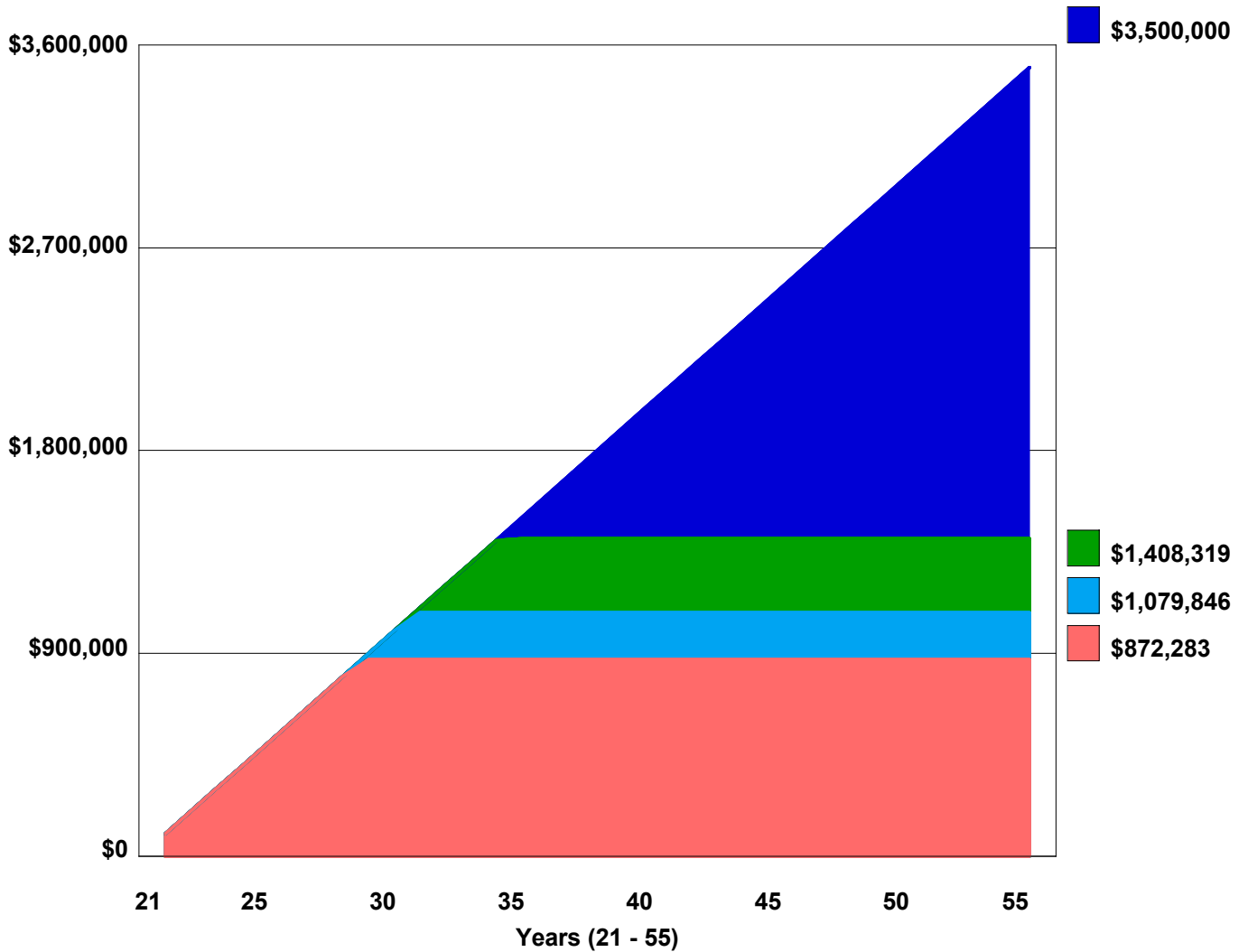
This illustration assumes the nonguaranteed values continue in all years. This is not likely, and actual results may be more or less favorable. This illustration is not valid unless accompanied by a basic illustration from the issuing life insurance company.

# Various Financial Alternatives vs. Indexed Universal Life

Presented By: [Licensed user's name appears here]

Insured: Jack Hudson

## Cash Flow Comparison of Years 21 - 55



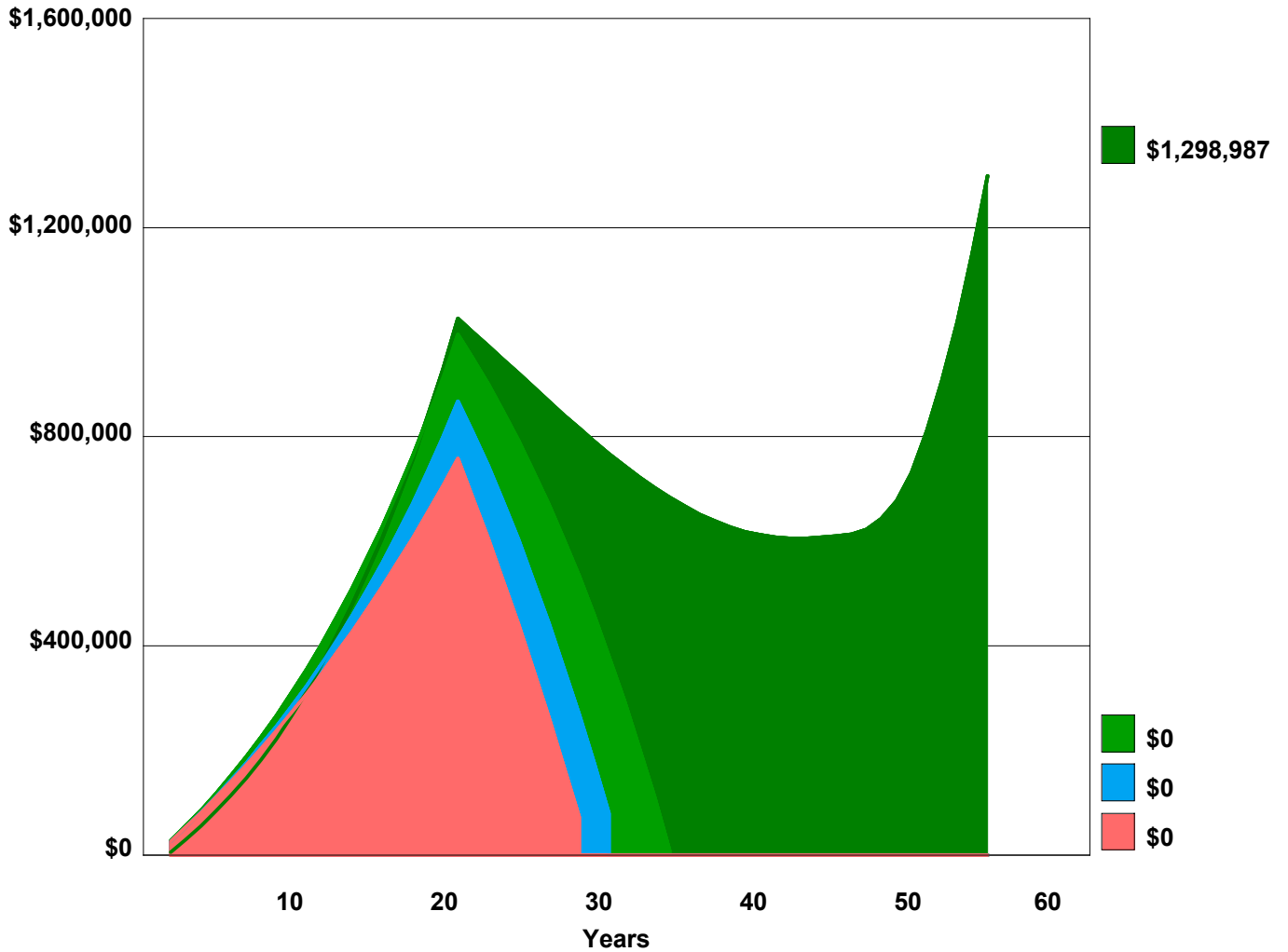
	<u>At Year 55</u>
Cum. After Tax Cash Flow from Taxable Account	\$872,283
Cum. After Tax Cash Flow from Tax Deferred Account	\$1,079,846
Cum. After Tax Cash Flow from Equity Mutual Fund	\$1,408,319
Cumulative After Tax Policy Loan Proceeds from Indexed UL	\$3,500,000

# Various Financial Alternatives vs. Indexed Universal Life

Presented By: [Licensed user's name appears here]

Insured: Jack Hudson

## 55 Year Comparison of Values



At Year 55

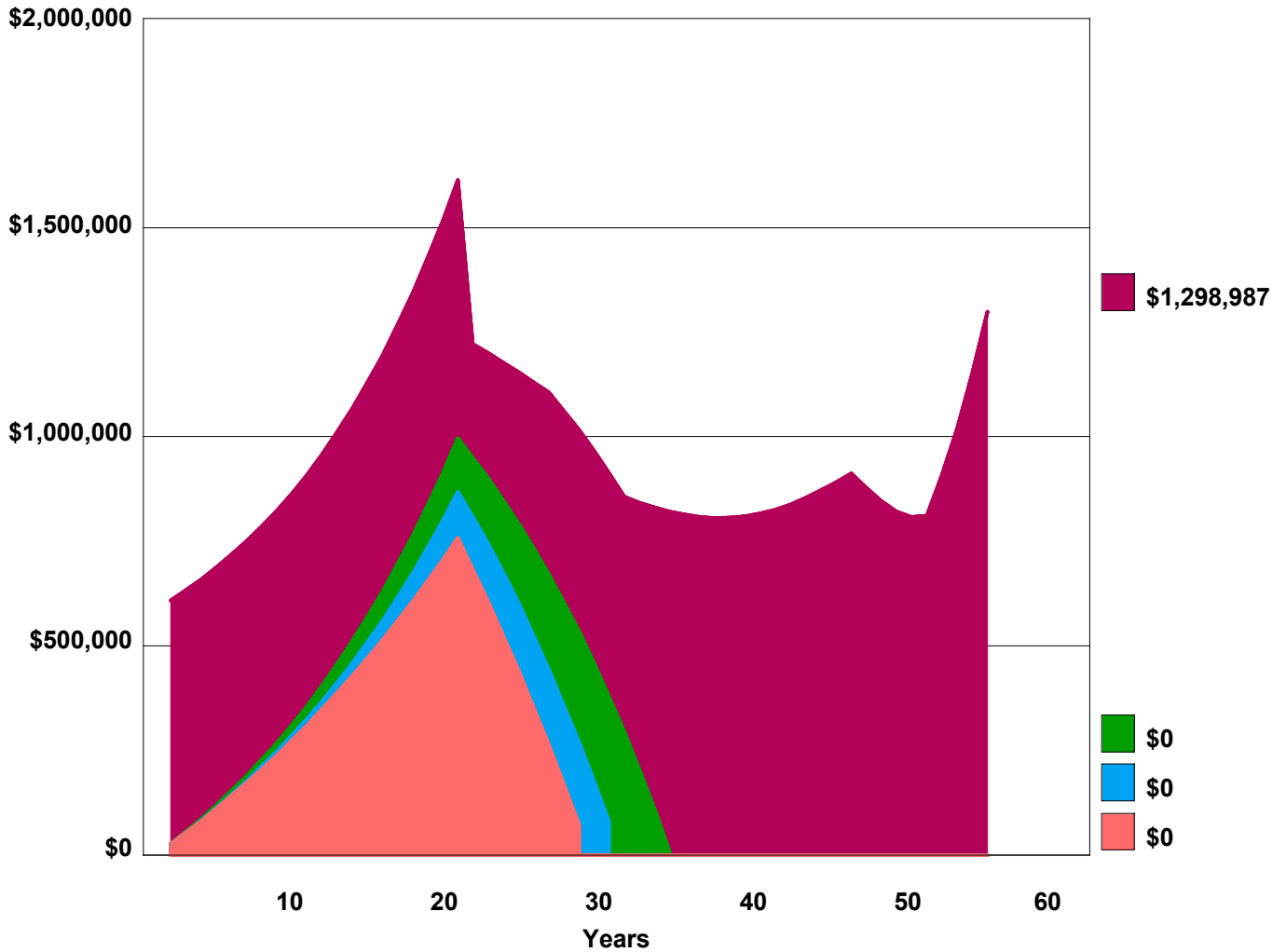
- After Tax Values of Taxable Account ■ \$0
- After Tax Values of Tax Deferred Account ■ \$0
- After Tax Values of Equity Mutual Fund ■ \$0
- Cash Value of Indexed UL ■ \$1,298,987

# Various Financial Alternatives vs. Indexed Universal Life

Presented By: [Licensed user's name appears here]

Insured: Jack Hudson

## 55 Year Comparison of Death Benefit



At Year 55

Death Benefit of Taxable Account	\$0
Death Benefit of Tax Deferred Account	\$0
Death Benefit of Equity Mutual Fund	\$0
Death Benefit of Indexed UL	\$1,298,987



# Various Financial Alternatives vs. Indexed Universal Life

Presented By: [Licensed user's name appears here]

Insured: Jack Hudson

## Comparison of Plan Costs

		Taxable Account Yield 6.90%	Tax Deferred Account Yield 6.90%	Equity Mutual Fund Growth 6.90%	Equity Mutual Fund Dividend 2.00%	Dividend Tax Rate 25.00%	Income Tax Rate 37.00%	Indexed UL Interest Rate 6.90%		
		Various Financial Alternatives						Indexed UL*		
Year	Male Age	(1) Premium	(2) Taxable Account Total Annual Costs	(3) Taxable Account Cum. Total Costs	(4) Tax Deferred Account Total Annual Costs	(5) Tax Deferred Account Cum. Total Costs	(6) Equity Mutual Fund Total Annual Costs	(7) Equity Mutual Fund Cum. Total Costs	(8) Policy Total Annual Costs	(9) Policy Cum. Total Costs
1	45	25,000	772	772	0	0	516	516	4,559	4,559
2	46	25,000	1,573	2,345	0	0	1,175	1,691	4,571	9,130
3	47	25,000	2,405	4,750	0	0	1,931	3,622	4,571	13,701
4	48	25,000	3,269	8,019	0	0	2,761	6,383	4,571	18,272
5	49	25,000	4,165	12,184	0	0	3,656	10,039	4,571	22,843
6	50	25,000	5,096	17,280	0	0	4,613	14,652	4,571	27,414
7	51	25,000	6,061	23,341	0	0	5,632	20,284	4,571	31,985
8	52	25,000	7,065	30,406	0	0	6,715	26,999	4,571	36,556
9	53	25,000	8,106	38,512	0	0	7,865	34,864	4,571	41,127
10	54	25,000	9,187	47,699	0	0	9,084	43,948	3,572	44,699
11	55	25,000	10,309	58,008	0	0	10,378	54,326	3,578	48,277
12	56	25,000	11,474	69,482	0	0	11,751	66,077	3,588	51,865
13	57	25,000	12,684	82,166	0	0	13,206	79,283	3,605	55,470
14	58	25,000	13,939	96,105	0	0	14,751	94,034	3,607	59,077
15	59	25,000	15,242	111,347	0	0	16,388	110,422	3,607	62,684
16	60	25,000	16,595	127,942	0	0	18,126	128,548	2,675	65,359
17	61	25,000	18,000	145,942	0	0	19,968	148,516	2,922	68,281
18	62	25,000	19,457	165,399	0	0	21,922	170,438	3,196	71,477
19	63	25,000	20,972	186,371	0	0	23,994	194,432	3,493	74,970
20	64	25,000	22,543	208,914	0	0	26,193	220,625	3,818	78,788
21	65	0	20,315	229,229	58,730	58,730	26,798	247,423	1,170	79,958
22	66	0	18,001	247,230	58,730	117,460	25,730	273,153	1,334	81,292
23	67	0	15,601	262,831	58,730	176,190	24,436	297,589	1,511	82,803
24	68	0	13,108	275,939	58,730	234,920	22,992	320,581	1,709	84,512
25	69	0	10,520	286,459	58,730	293,650	21,423	342,004	1,915	86,427
26	70	0	7,834	294,293	14,439	308,089	19,742	361,746	2,113	88,540
27	71	0	5,045	299,338	10,839	318,928	17,951	379,697	2,162	90,702
28	72	0	2,150	301,488	8,758	327,686	16,044	395,741	2,175	92,877
29	73	0	0	301,488	6,586	334,272	14,019	409,760	2,115	94,992
30	74	0	0	301,488	4,319	338,591	11,867	421,627	1,958	96,950
		500,000	301,488		338,591		421,627		96,950	

### 30 Year Summary

	Cumulative Plan Costs	After Tax Cash Flow	Living Value	Death Benefit
Taxable Account	301,488	872,283	0	0
Tax Deferred Account	338,591	1,000,000	79,846	79,846
Equity Mutual Fund	421,627	1,000,000	379,088	379,088
Indexed UL	96,950	1,000,000	767,034	913,173

\*This illustration assumes the nonguaranteed values continue in all years. This is not likely, and actual results may be more or less favorable. This illustration is not valid unless accompanied by a basic illustration from the issuing life insurance company.

# Various Financial Alternatives vs. Indexed Universal Life

Presented By: [Licensed user's name appears here]

Insured: Jack Hudson

## Comparison of Plan Costs

		Taxable Account Yield 6.90%	Tax Deferred Account Yield 6.90%	Equity Mutual Fund Growth 6.90%	Equity Mutual Fund Dividend 2.00%	Dividend Tax Rate 25.00%	Income Tax Rate 37.00%	Indexed UL Interest Rate 6.90%		
		Various Financial Alternatives						Indexed UL*		
Year	Male Age	(1) Premium	(2) Taxable Account Total Annual Costs	(3) Taxable Account Cum. Total Costs	(4) Tax Deferred Account Total Annual Costs	(5) Tax Deferred Account Cum. Total Costs	(6) Equity Mutual Fund Total Annual Costs	(7) Equity Mutual Fund Cum. Total Costs	(8) Policy Total Annual Costs	(9) Policy Cum. Total Costs
31	75	0	0	301,488	1,953	340,544	9,585	431,212	1,672	98,622
32	76	0	0	301,488	0	340,544	7,160	438,372	1,973	100,595
33	77	0	0	301,488	0	340,544	4,585	442,957	2,325	102,920
34	78	0	0	301,488	0	340,544	1,852	444,809	2,743	105,663
35	79	0	0	301,488	0	340,544	135	444,944	3,229	108,892
36	80	0	0	301,488	0	340,544	0	444,944	3,829	112,721
37	81	0	0	301,488	0	340,544	0	444,944	4,624	117,345
38	82	0	0	301,488	0	340,544	0	444,944	5,575	122,920
39	83	0	0	301,488	0	340,544	0	444,944	6,720	129,640
40	84	0	0	301,488	0	340,544	0	444,944	8,320	137,960
41	85	0	0	301,488	0	340,544	0	444,944	10,435	148,395
42	86	0	0	301,488	0	340,544	0	444,944	12,870	161,265
43	87	0	0	301,488	0	340,544	0	444,944	15,896	177,161
44	88	0	0	301,488	0	340,544	0	444,944	19,833	196,994
45	89	0	0	301,488	0	340,544	0	444,944	24,698	221,692
46	90	0	0	301,488	0	340,544	0	444,944	30,740	252,432
47	91	0	0	301,488	0	340,544	0	444,944	38,596	283,028
48	92	0	0	301,488	0	340,544	0	444,944	48,406	311,434
49	93	0	0	301,488	0	340,544	0	444,944	60,204	334,638
50	94	0	0	301,488	0	340,544	0	444,944	74,023	348,661
51	95	0	0	301,488	0	340,544	0	444,944	90	348,751
52	96	0	0	301,488	0	340,544	0	444,944	90	348,841
53	97	0	0	301,488	0	340,544	0	444,944	90	348,931
54	98	0	0	301,488	0	340,544	0	444,944	90	349,021
55	99	0	0	301,488	0	340,544	0	444,944	90	349,111

500,000

301,488

340,544

444,944

349,111

### 55 Year Summary

	Cumulative Plan Costs	After Tax Cash Flow	Living Value	Death Benefit
Taxable Account	301,488	872,283	0	0
Tax Deferred Account	340,544	1,079,846	0	0
Equity Mutual Fund	444,944	1,408,319	0	0
Indexed UL	349,111	3,500,000	1,298,987	1,298,987

\*This illustration assumes the nonguaranteed values continue in all years. This is not likely, and actual results may be more or less favorable. This illustration is not valid unless accompanied by a basic illustration from the issuing life insurance company.

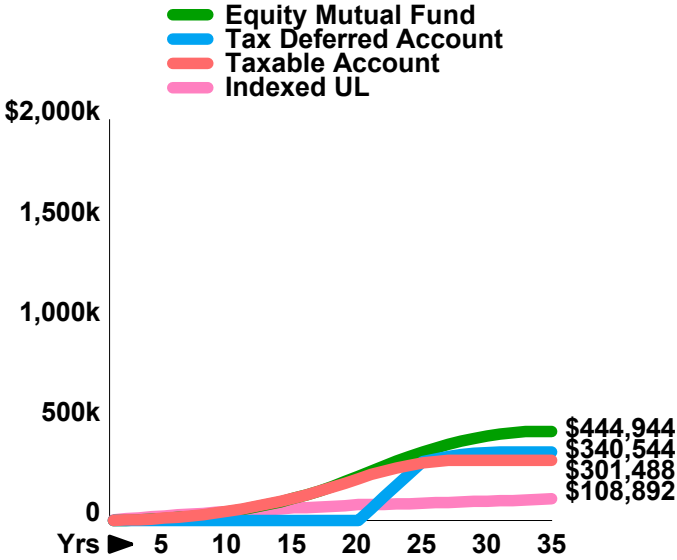
# Various Financial Alternatives vs. Indexed Universal Life

Presented By: [Licensed user's name appears here]

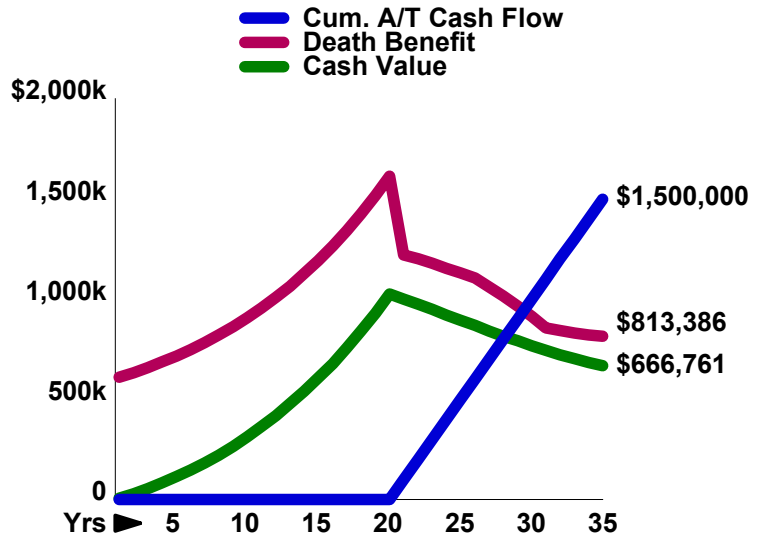
Insured: Jack Hudson

## 35 Year Analysis of Cumulative Plan Costs

### Plan Costs\*

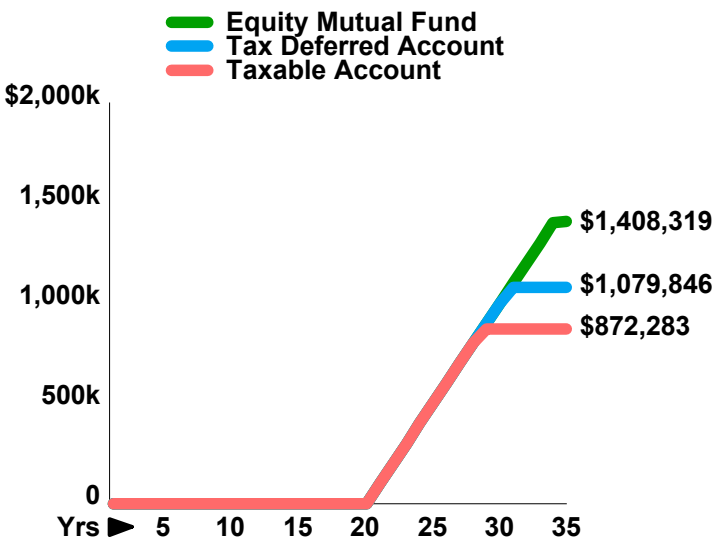


### Indexed Universal Life

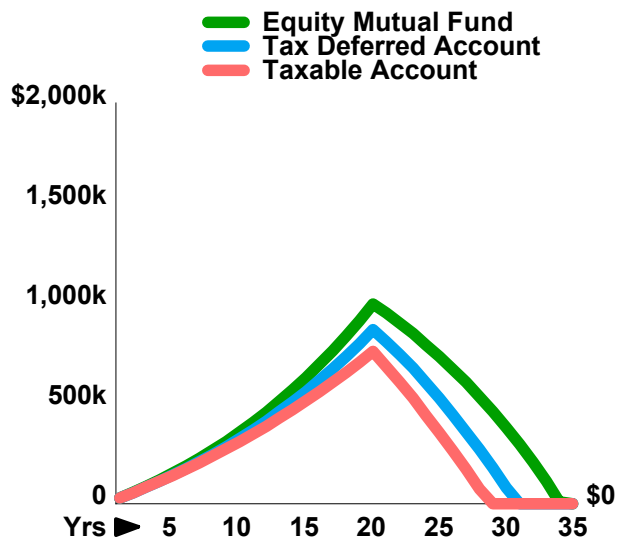


## Various Financial Alternatives

### Cumulative After Tax Cash Flow



### After Tax Values



\*The Comparison of Plan Costs graphic above compares the management fees and/or taxes of each investment alternative to the mortality charges, policy expenses, and income taxes (if applicable) associated with the life insurance policy.

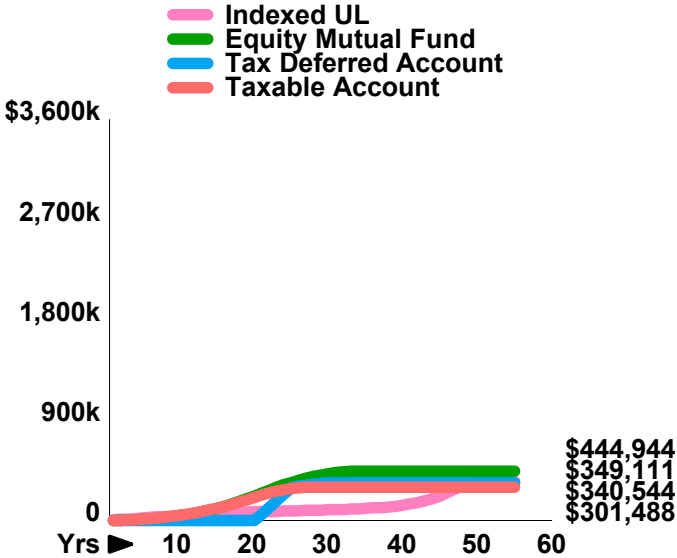
# Various Financial Alternatives vs. Indexed Universal Life

Presented By: [Licensed user's name appears here]

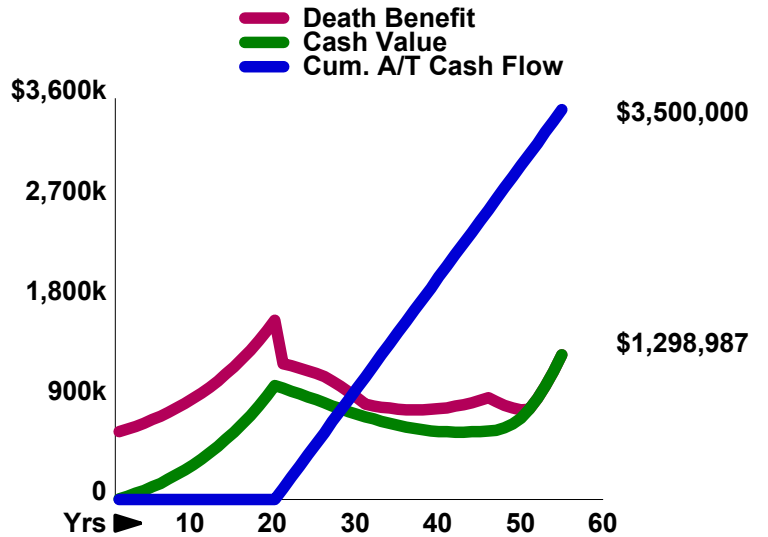
Insured: Jack Hudson

## 55 Year Analysis of Cumulative Plan Costs

### Plan Costs\*

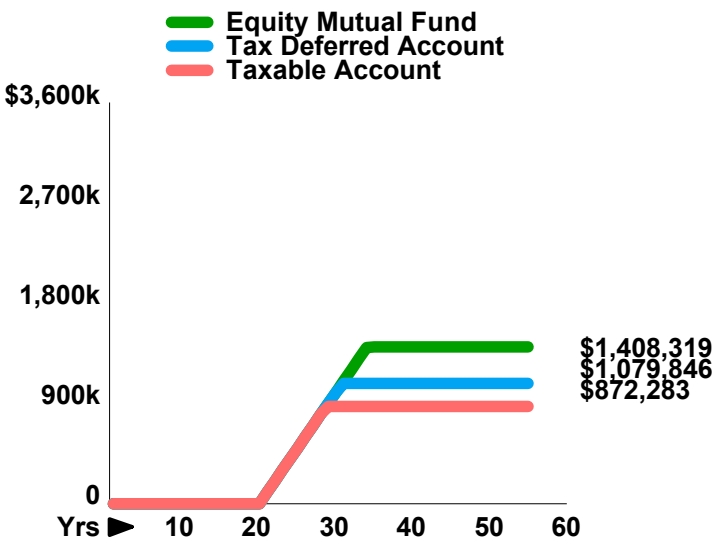


### Indexed Universal Life

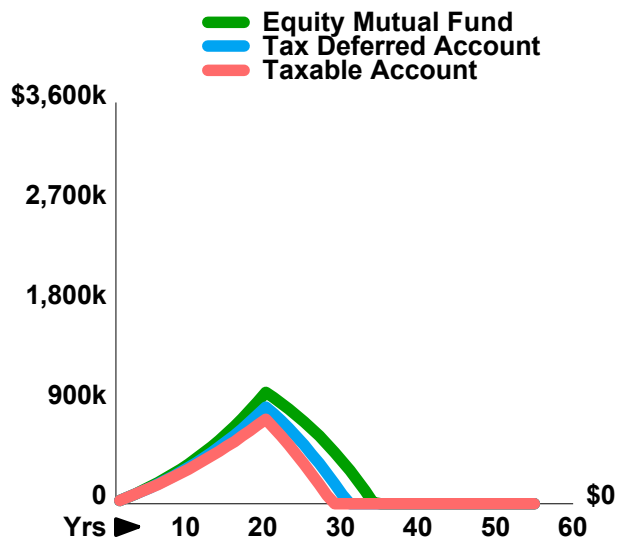


## Various Financial Alternatives

### Cumulative After Tax Cash Flow



### After Tax Values



\*The Comparison of Plan Costs graphic above compares the management fees and/or taxes of each investment alternative to the mortality charges, policy expenses, and income taxes (if applicable) associated with the life insurance policy.

## Tax Calculations

The tax deferred investment illustrated in the accompanying material reflects after tax values. Since withdrawals are taxable until any gain is exhausted, account values are illustrated on an after tax basis.

With equity accounts, dividends are taxed and the after tax balance is either reinvested or used for scheduled cash flow. Capital gains tax calculations are based upon a ratio of asset value to remaining cost basis in any given year.

A cash value life insurance policy (that is not designed as a modified endowment contract\*) is taxed on a first-in-first-out basis which means that withdrawals (also known as partial surrenders) have different taxation. Withdrawals up to cost basis are income-tax free; subsequent withdrawals are taxable. However, the contractual loan provision in the policy allows you to access additional cash flow from the policy cash value which is income-tax free so long as the policy stays in force. This feature avoids the problem of taxable withdrawals in excess of cost basis. Interest on such loans can be added to the outstanding loan, and with most life insurance policies, the loan balance is credited with interest earnings at (or near) the level of the loan interest charged resulting in a wash (or near wash) of the loan interest.

Indexed universal life with participating loans has a different treatment. Interest on such loans adds to any outstanding loans, and all cash value earns interest established by the selected index. This feature causes compounding of the entire cash value (including that portion securing policy loans), so long as the index produces interest above the policy loan rate, which is usually 4.00% to 5.00%.

With all cash value life insurance, if the policy remains in force until death, the policy death benefit is income-tax free, including any internal deferred gain. The foundation of this particular treatment is IRC Section 101. This statute provides that the proceeds of life insurance maturing as a death claim are exempt from federal income tax. This advantage applies to the full death benefit, including any cash value component, whether loans exist or not.

Policy loans reduce policy cash values and death benefits, and the lapse of a loaned policy could result in severe tax ramifications to the policy owner. Be sure to consult a professional tax adviser if you have any questions about this.

\*With a life insurance policy that is characterized as a modified endowment contract ("MEC"), both withdrawals and loans are taxed on a gain first basis. In almost all circumstances, it is advisable to avoid purchasing a MEC, and the basic illustration that is provided to you from the issuing life insurance company should indicate if it is a MEC.

Legal and tax information is for general use only and may not be applicable to specific circumstances. Clients should consult their own legal, tax and accounting advisors to assist in the evaluation of any potential transaction or strategy.