

Endorsement Split Dollar with Salary Continuation Using Indexed Universal Life

Presented By: [Licensed user's name appears here]

Insured: Tony Callahan

Callahan Plastics, Inc.

Preface

Of all the strategies used by employers to provide significant amounts of life insurance for the protection of the families of valuable executives as well as substantial retirement benefits for the executive, this variation is most efficient.

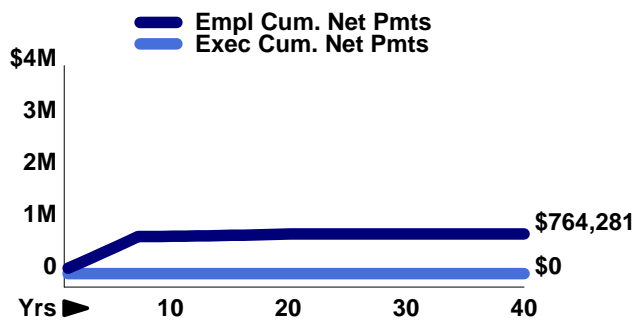
With this arrangement, the policy is issued on the executive's life and owned by the employer. Policy values and benefits are allocated as follows:

- The employer owns all cash values which are carried as an asset on its books. (The employer's outlay is simply a transfer from the firm's "cash account" to "cash value account".) The employer has access to cash values through the policy's withdrawal and/or loan provisions.
- The employer's death benefit is equal to its cumulative premiums paid or, if greater, an amount equal to the policy cash value. Through use of a policy endorsement, the executive's beneficiaries are entitled to receive a portion of the policy death

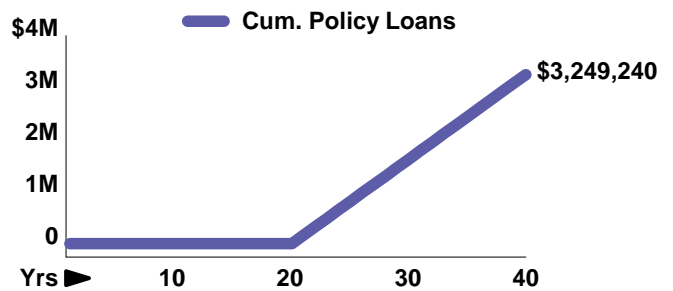
benefit.

The documentation for the plan calls for the employer to pay a retirement income benefit to the executive (typically referred to as "salary continuation"). In addition to the salary continuation benefit, the arrangement may also include continuing the executive's share of the policy death benefit for a specified term of years after retirement or, in some cases, indefinitely. Alternatively, the executive's share of the death benefit may revert to the employer which, in turn, may use a portion of it to fund a survivor income benefit to the executive's family should the executive die prior to receiving all the scheduled salary continuation.

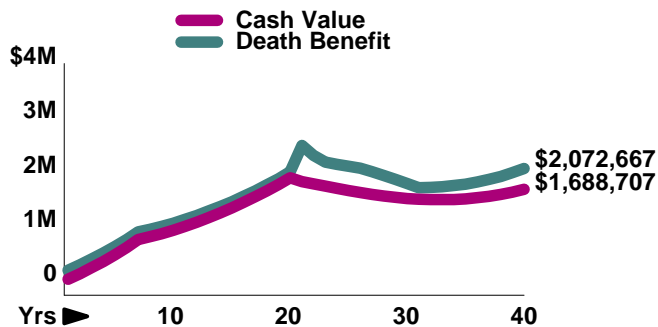
Plan Payments



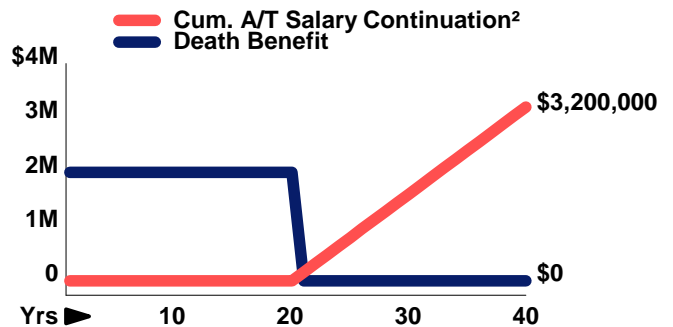
Employer's Cash Flow



Employer's Values



Executive's Values



¹ To fund the executive's after tax salary continuation.

² To the executive at retirement.

Note: The after tax effects of bonuses are included in the cumulative net payments of both the employer and the executive.

Preface (continued)

Split dollar plans have yearly income tax ramifications for the covered executive. Unless an offsetting payment is made, an executive covered with this type of arrangement is in receipt of a taxable economic benefit to the extent relief is provided from paying premiums personally. Since any premium payment by the executive results in taxable income to the employer (Reg. Section 1.61-22(f)(2)(ii)), the accompanying illustration assumes that the executive pays no share of the premium. As a result, the executive will be in receipt of imputed income each year based on the attained age rates contained in Table 2001 (issued as part of IRS Notice 2001-10). This income

consequence is illustrated in the accompanying reports including a bonus from the employer to help offset the income tax that results.

Extensive life insurance coverage for the executive, combined with an impressive array of cash values for the employer, constitute a program that should be financially compelling to both employer and executive.

Note: The Final Split Dollar Regulations (68 FR 54336) issued in September 2003 should have no adverse impact on this plan as illustrated; however, in all cases, the approval of a client's legal and tax advisers must be secured regarding the implementation of any form of split dollar.

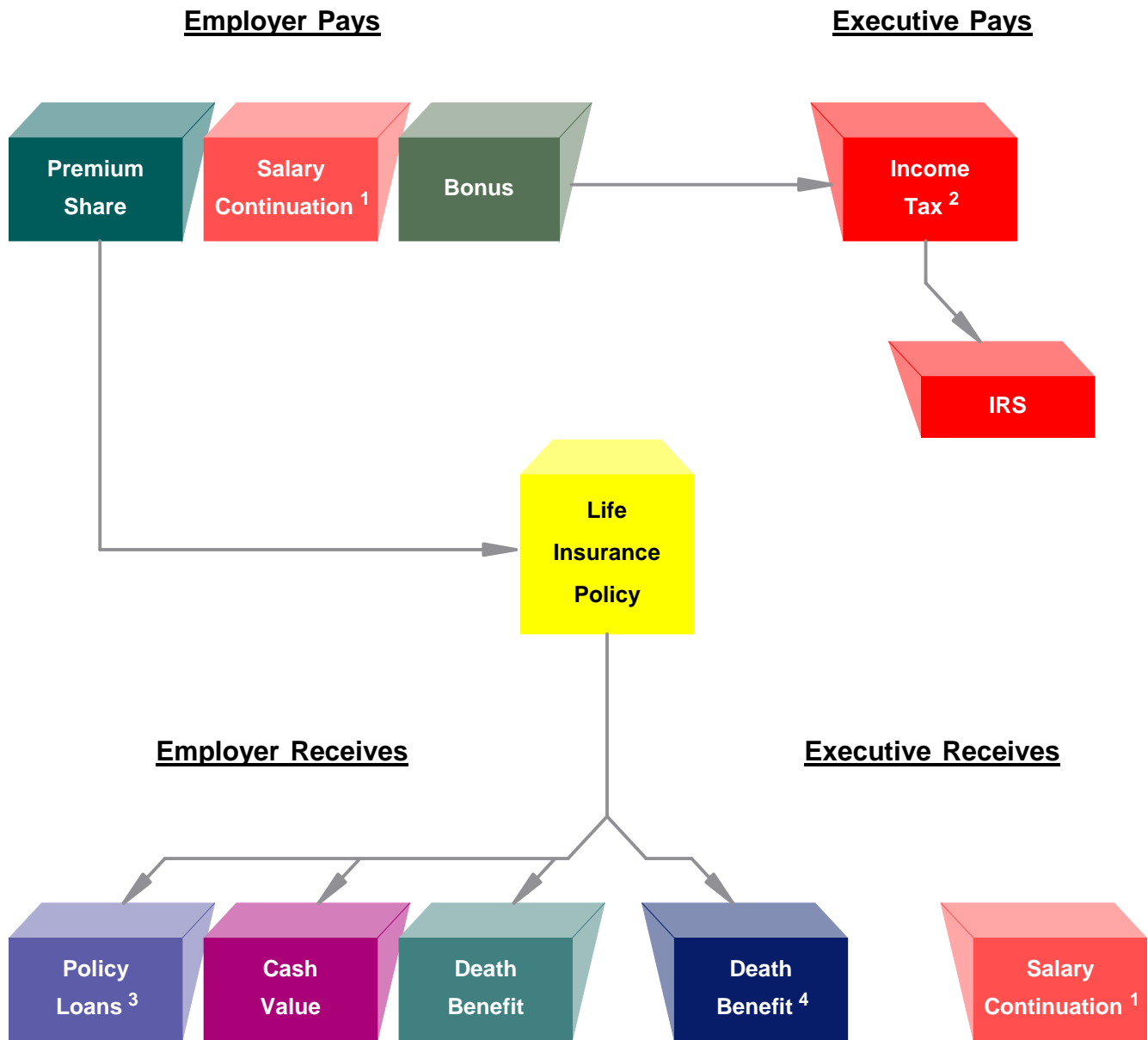
Endorsement Split Dollar with Salary Continuation Using Indexed Universal Life

Presented By: [Licensed user's name appears here]

Insured: Tony Callahan

Callahan Plastics, Inc.

Who Pays What - Who Receives What



¹ To the executive at retirement.
² See Executive's Analysis page for details.

³ To fund the executive's after tax salary continuation.
⁴ Equal to remaining balance after employer's portion is deducted.

Endorsement Split Dollar with Salary Continuation Using Indexed Universal Life

Presented By: [Licensed user's name appears here]

Insured: Tony Callahan

Callahan Plastics, Inc.

Summary of Costs and Benefits

		Form of Transaction (Endorsement)	Employer's Tax Bracket 34.00%	Executive's Tax Bracket 35.00%	Indexed UL Interest Rate 7.50%			
		Employer				Executive		
Year	Male Age	(1) Net Payment	(2) Cumulative Net Payments	(3) Policy Cash Value*	(4) Share of Policy Death Benefit	(5) Net Payment	(6) After Tax Salary Continuation Income	(7) Share of Policy Death Benefit
1	45	101,088	101,088	31,107	200,000	0	0	2,000,000
2	46	101,187	202,275	132,767	296,960	0	0	2,000,000
3	47	101,301	303,576	241,527	401,713	0	0	2,000,000
4	48	101,407	404,983	357,947	514,127	0	0	2,000,000
5	49	101,514	506,497	482,547	634,723	0	0	2,000,000
6	50	101,635	608,132	616,480	764,650	0	0	2,000,000
7	51	101,791	709,923	760,460	904,627	0	0	2,000,000
8	52	1,997	711,920	813,180	953,340	0	0	2,000,000
9	53	2,274	714,194	870,007	1,006,160	0	0	2,000,000
10	54	2,594	716,788	931,350	1,063,500	0	0	2,000,000
11	55	2,950	719,738	1,004,160	1,132,303	0	0	2,000,000
12	56	3,326	723,064	1,081,780	1,205,920	0	0	2,000,000
13	57	3,696	726,760	1,164,510	1,284,643	0	0	2,000,000
14	58	4,023	730,783	1,252,713	1,368,840	0	0	2,000,000
15	59	4,307	735,090	1,346,757	1,458,877	0	0	2,000,000
16	60	4,627	739,717	1,446,860	1,554,997	0	0	2,000,000
17	61	5,054	744,771	1,549,453	1,657,590	0	0	2,000,000
18	62	5,658	750,429	1,658,910	1,767,047	0	0	2,000,000
19	63	6,453	756,882	1,775,637	1,883,773	0	0	2,000,000
20	64	7,399	764,281	1,900,063	2,008,200	0	0	2,000,000
21	65	0	764,281	1,827,973	2,494,680	0	160,000	0
22	66	0	764,281	1,785,233	2,309,880	0	160,000	0
23	67	0	764,281	1,743,817	2,185,260	0	160,000	0
24	68	0	764,281	1,704,360	2,148,597	0	160,000	0
25	69	0	764,281	1,665,797	2,111,437	0	160,000	0
26	70	0	764,281	1,629,220	2,074,770	0	160,000	0
27	71	0	764,281	1,595,470	2,008,693	0	160,000	0
28	72	0	764,281	1,565,130	1,939,650	0	160,000	0
29	73	0	764,281	1,538,787	1,867,373	0	160,000	0
30	74	0	764,281	1,517,043	1,791,520	0	160,000	0
		764,281				0	1,600,000	

Split dollar arrangement presumed terminated in year 20.

30 Year Summary

Employer's Cum. Net Payments	764,281
Employer's Cash Value	1,517,043
Employer's Death Benefit	1,791,520
Executive's Cum. Net Payments	0
Executive's Cum. A/T Salary Continuation	1,600,000
Executive's Death Benefit	0

*This illustration assumes the nonguaranteed values shown continue in all years. This is not likely, and actual results may be more or less favorable. This illustration is not valid unless accompanied by a proposal from Sample Life.

Endorsement Split Dollar with Salary Continuation Using Indexed Universal Life

Presented By: [Licensed user's name appears here]

Insured: Tony Callahan

Callahan Plastics, Inc.

Summary of Costs and Benefits

Form of Transaction (Endorsement) Employer's Tax Bracket 34.00% Executive's Tax Bracket 35.00% Indexed UL Interest Rate 7.50%

Year	Male Age	Employer				Executive		
		(1) Net Payment	(2) Cumulative Net Payments	(3) Policy Cash Value*	(4) Share of Policy Death Benefit	(5) Net Payment	(6) After Tax Salary Continuation Income	(7) Share of Policy Death Benefit
31	75	0	764,281	1,504,930	1,716,283	0	160,000	0
32	76	0	764,281	1,497,730	1,722,317	0	160,000	0
33	77	0	764,281	1,496,020	1,734,933	0	160,000	0
34	78	0	764,281	1,500,547	1,754,963	0	160,000	0
35	79	0	764,281	1,512,010	1,783,187	0	160,000	0
36	80	0	764,281	1,531,083	1,820,360	0	160,000	0
37	81	0	764,281	1,556,720	1,867,330	0	160,000	0
38	82	0	764,281	1,591,147	1,924,590	0	160,000	0
39	83	0	764,281	1,634,957	1,992,820	0	160,000	0
40	84	0	764,281	1,688,707	2,072,667	0	160,000	0

764,281

0 3,200,000

Split dollar arrangement presumed terminated in year 20.

40 Year Summary

Employer's Cum. Net Payments	764,281
Employer's Cash Value	1,688,707
Employer's Death Benefit	2,072,667
Executive's Cum. Net Payments	0
Executive's Cum. A/T Salary Continuation	3,200,000
Executive's Death Benefit	0

*This illustration assumes the nonguaranteed values shown continue in all years. This is not likely, and actual results may be more or less favorable. This illustration is not valid unless accompanied by a proposal from Sample Life.

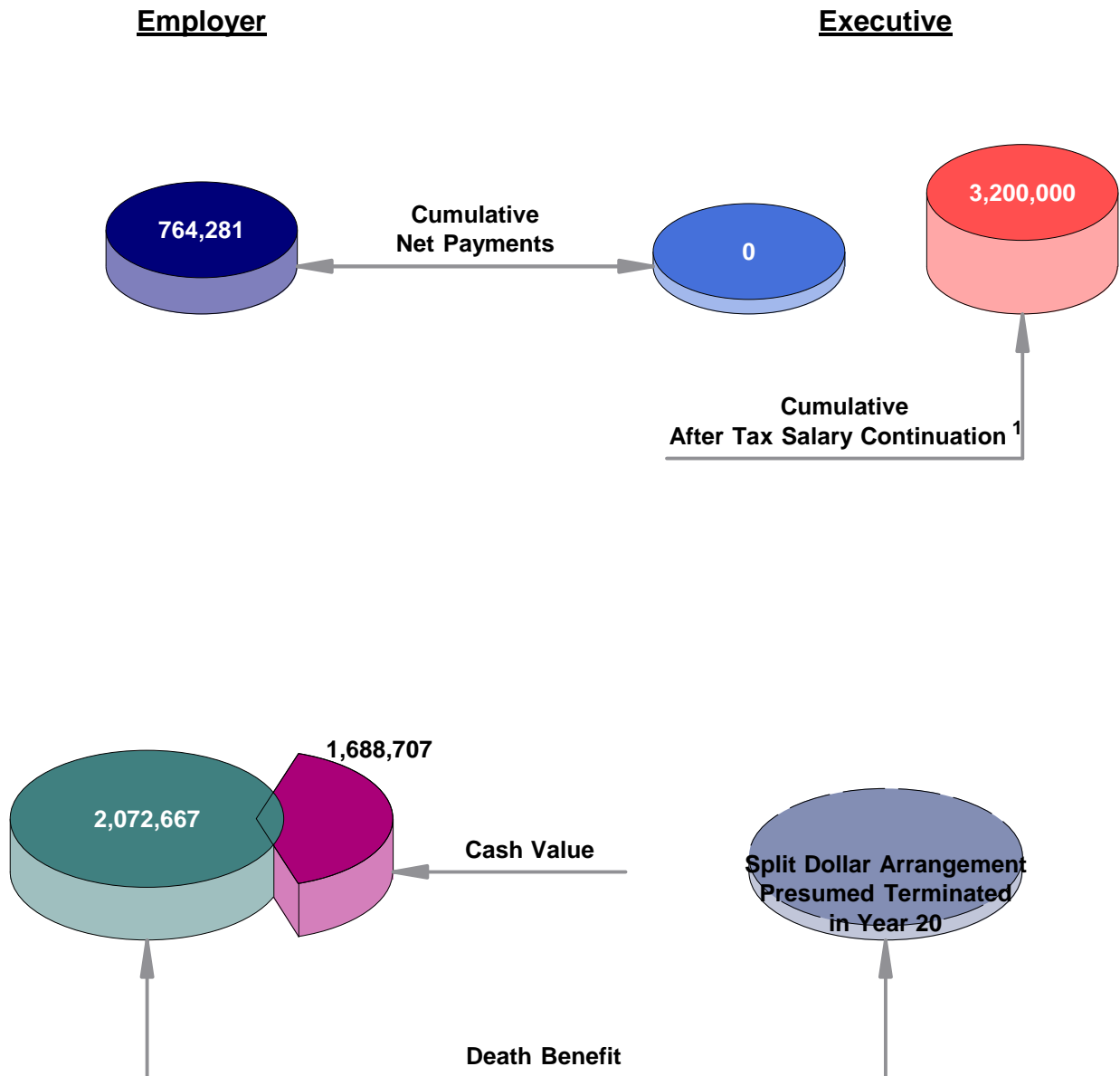
Endorsement Split Dollar with Salary Continuation Using Indexed Universal Life

Presented By: [Licensed user's name appears here]

Insured: Tony Callahan

Callahan Plastics, Inc.

A Look at Year 40



¹To the executive at retirement.

Note: The after tax effects of bonuses are included in the cumulative net payments of both the employer and the executive.

Endorsement Split Dollar with Salary Continuation Using Indexed Universal Life

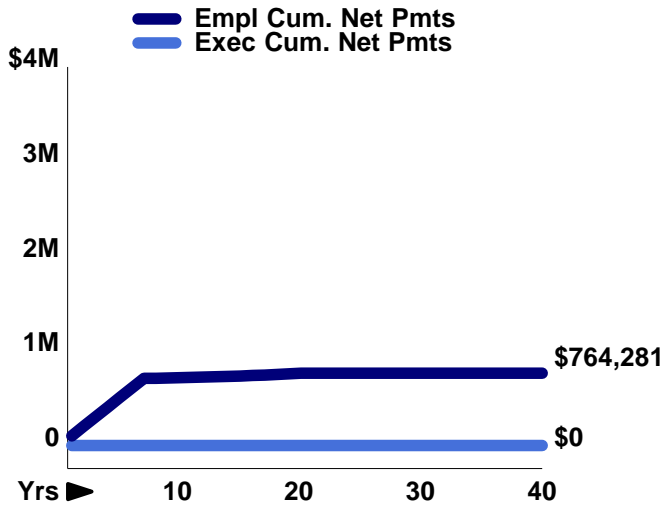
Presented By: [Licensed user's name appears here]

Insured: Tony Callahan

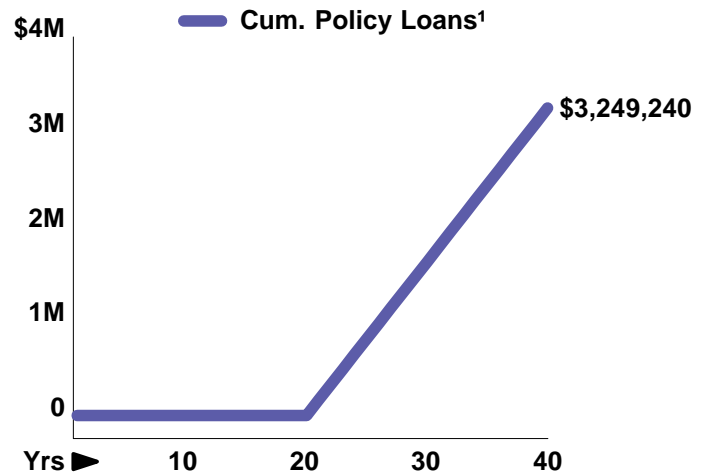
Callahan Plastics, Inc.

40 Year Analysis

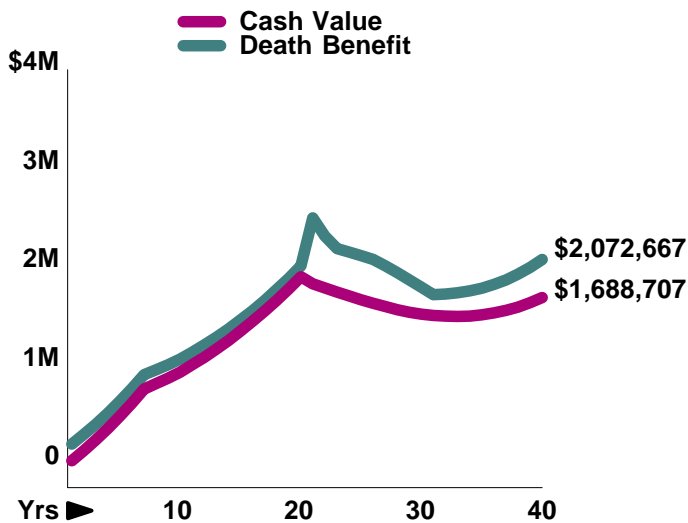
Plan Payments



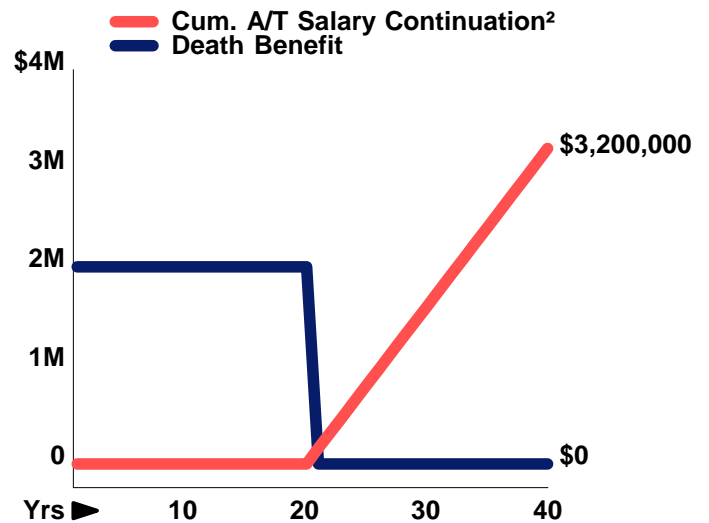
Employer's Cash Flow



Employer's Values



Executive's Values



¹ To fund the executive's after tax salary continuation.

² To the executive at retirement.

Note: The after tax effects of bonuses are included in the cumulative net payments of both the employer and the executive.

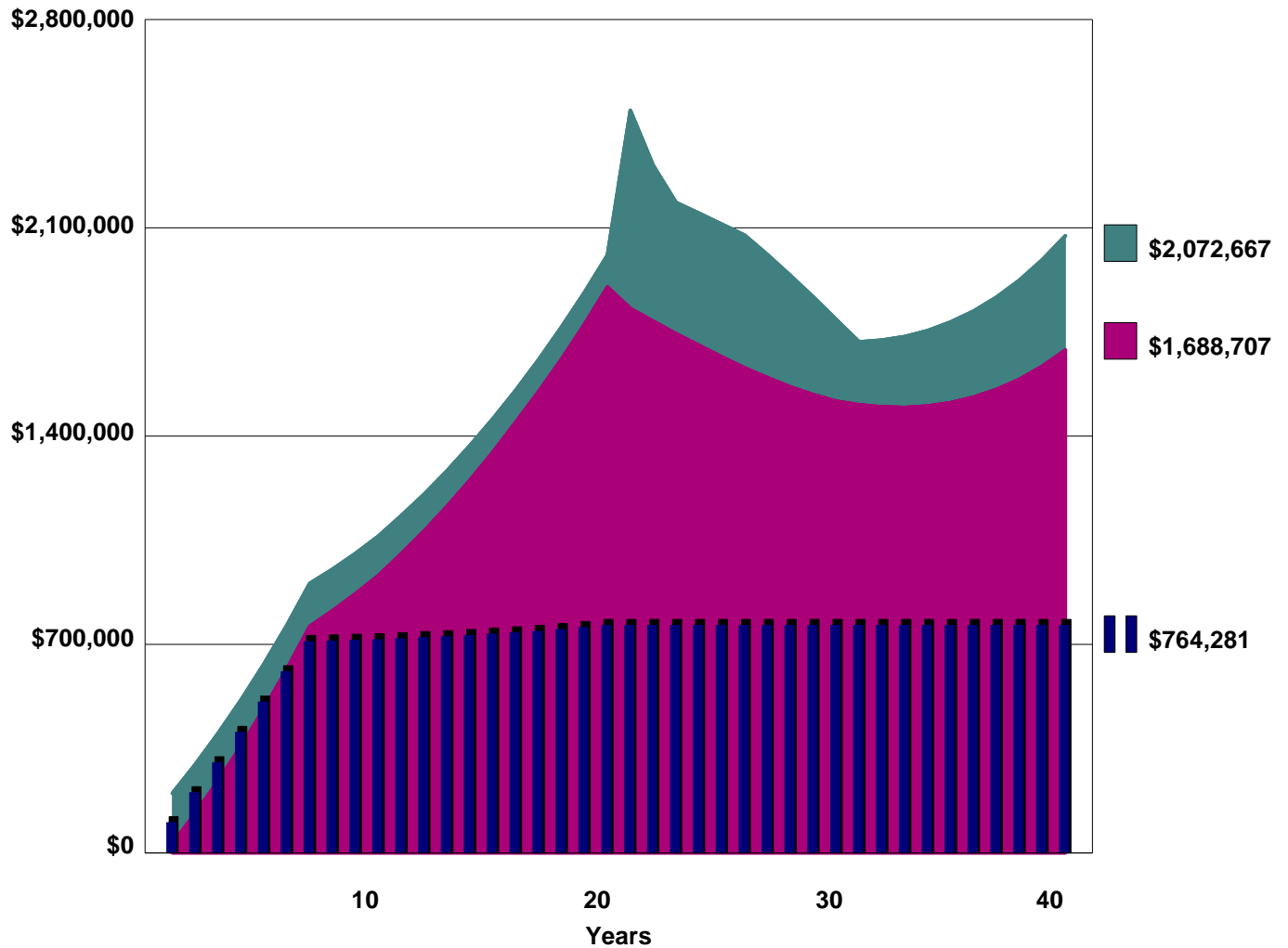
Endorsement Split Dollar with Salary Continuation Using Indexed Universal Life

Presented By: [Licensed user's name appears here]

Insured: Tony Callahan

Employer's 40 Year Analysis

Callahan Plastics, Inc.



At Year 40

Employer's Cumulative Net Payments	\$764,281
Employer's Cash Value	\$1,688,707
Employer's Death Benefit	\$2,072,667

Note: The after tax effects of bonuses are included in the cumulative net payments of both the employer and the executive.

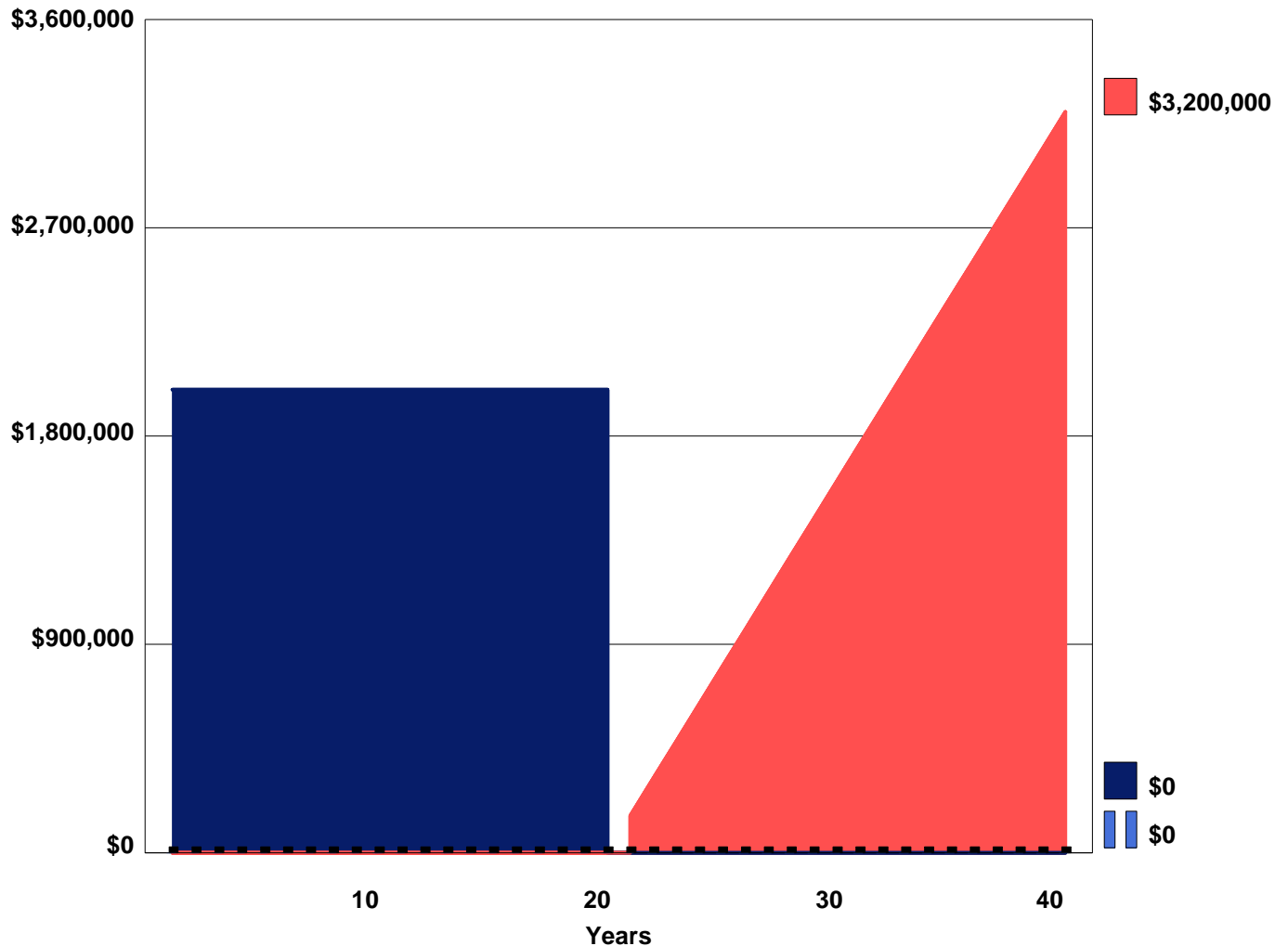
Endorsement Split Dollar with Salary Continuation Using Indexed Universal Life

Presented By: [Licensed user's name appears here]

Insured: Tony Callahan

Executive's 40 Year Analysis

Callahan Plastics, Inc.



	At Year 40
Executive's Cumulative Net Payments	\$0
Executive's Cumulative After Tax Salary Continuation	\$3,200,000
Executive's Death Benefit	\$0

Note: The after tax effects of bonuses are included in the cumulative net payments of both the employer and the executive.

Endorsement Split Dollar with Salary Continuation Using Indexed Universal Life

Presented By: [Licensed user's name appears here]

Insured: Tony Callahan

Callahan Plastics, Inc.

Employer's Analysis

Form of Transaction (Endorsement) Employer's Tax Bracket 34.00% Indexed UL Interest Rate 7.50%

Year	Male Age	(1) Split Dollar Premium Share	(2) Cum. Split Dollar Premium Share	(3) Bonus to Executive	(4) After Tax Cost of Bonus	(5) Salary Continuation Paid to Executive	(6) After Tax Cost of Salary Continuation	(7) Net Policy Loan Proceeds	(8) Net Payment (1)+(4)+(6)-(7)	(9) Cumulative Net Payments
1	45	100,000	100,000	1,648	1,088	0	0	0	101,088	101,088
2	46	100,000	200,000	1,798	1,187	0	0	0	101,187	202,275
3	47	100,000	300,000	1,971	1,301	0	0	0	101,301	303,576
4	48	100,000	400,000	2,132	1,407	0	0	0	101,407	404,983
5	49	100,000	500,000	2,294	1,514	0	0	0	101,514	506,497
6	50	100,000	600,000	2,477	1,635	0	0	0	101,635	608,132
7	51	100,000	700,000	2,714	1,791	0	0	0	101,791	709,923
8	52	0	700,000	3,026	1,997	0	0	0	1,997	711,920
9	53	0	700,000	3,446	2,274	0	0	0	2,274	714,194
10	54	0	700,000	3,931	2,594	0	0	0	2,594	716,788
11	55	0	700,000	4,469	2,950	0	0	0	2,950	719,738
12	56	0	700,000	5,040	3,326	0	0	0	3,326	723,064
13	57	0	700,000	5,600	3,696	0	0	0	3,696	726,760
14	58	0	700,000	6,095	4,023	0	0	0	4,023	730,783
15	59	0	700,000	6,526	4,307	0	0	0	4,307	735,090
16	60	0	700,000	7,011	4,627	0	0	0	4,627	739,717
17	61	0	700,000	7,657	5,054	0	0	0	5,054	744,771
18	62	0	700,000	8,572	5,658	0	0	0	5,658	750,429
19	63	0	700,000	9,778	6,453	0	0	0	6,453	756,882
20	64	0	700,000	11,211	7,399	0	0	0	7,399	764,281
21	65	0	700,000	0	0	246,155	162,462	162,462	0	764,281
22	66	0	700,000	0	0	246,155	162,462	162,462	0	764,281
23	67	0	700,000	0	0	246,155	162,462	162,462	0	764,281
24	68	0	700,000	0	0	246,155	162,462	162,462	0	764,281
25	69	0	700,000	0	0	246,155	162,462	162,462	0	764,281
26	70	0	700,000	0	0	246,155	162,462	162,462	0	764,281
27	71	0	700,000	0	0	246,155	162,462	162,462	0	764,281
28	72	0	700,000	0	0	246,155	162,462	162,462	0	764,281
29	73	0	700,000	0	0	246,155	162,462	162,462	0	764,281
30	74	0	700,000	0	0	246,155	162,462	162,462	0	764,281
		700,000		97,396	64,281	2,461,550	1,624,620	1,624,620	764,281	

*This illustration assumes the nonguaranteed values shown continue in all years. This is not likely, and actual results may be more or less favorable. This illustration is not valid unless accompanied by a proposal from Sample Life.

Split dollar arrangement presumed terminated in year 20.

Endorsement Split Dollar with Salary Continuation Using Indexed Universal Life

Presented By: [Licensed user's name appears here]

Insured: Tony Callahan

Callahan Plastics, Inc.

Employer's Analysis

Form of Transaction (Endorsement) Employer's Tax Bracket 34.00% Indexed UL Interest Rate 7.50%

Year	Male Age	(1) Split Dollar Premium Share	(2) Cum. Split Dollar Premium Share	(3) Bonus to Executive	(4) After Tax Cost of Bonus	(5) Salary Continuation Paid to Executive	(6) After Tax Cost of Salary Continuation	(7) Net Policy Loan Proceeds	(8) Net Payment (1)+(4)+(6)-(7)	(9) Cumulative Net Payments
31	75	0	700,000	0	0	246,155	162,462	162,462	0	764,281
32	76	0	700,000	0	0	246,155	162,462	162,462	0	764,281
33	77	0	700,000	0	0	246,155	162,462	162,462	0	764,281
34	78	0	700,000	0	0	246,155	162,462	162,462	0	764,281
35	79	0	700,000	0	0	246,155	162,462	162,462	0	764,281
36	80	0	700,000	0	0	246,155	162,462	162,462	0	764,281
37	81	0	700,000	0	0	246,155	162,462	162,462	0	764,281
38	82	0	700,000	0	0	246,155	162,462	162,462	0	764,281
39	83	0	700,000	0	0	246,155	162,462	162,462	0	764,281
40	84	0	700,000	0	0	246,155	162,462	162,462	0	764,281

700,000

97,396

64,281

4,923,100

3,249,240

3,249,240

764,281

*This illustration assumes the nonguaranteed values shown continue in all years. This is not likely, and actual results may be more or less favorable. This illustration is not valid unless accompanied by a proposal from Sample Life.

Split dollar arrangement presumed terminated in year 20.

Endorsement Split Dollar with Salary Continuation Using Indexed Universal Life

Presented By: [Licensed user's name appears here]

Insured: Tony Callahan

Callahan Plastics, Inc.

Executive's Analysis

		Form of Transaction (Endorsement)		Executive's Tax Bracket 35.00%		Indexed UL Interest Rate 7.50%			
Year	Male Age	(1) Split Dollar Premium Share	(2) Additional Taxable Value of Benefit*	(3) Bonus Income Received	(4) Taxable Income (2) + (3)	(5) Income Tax Due on Col (4)	(6) Net Payment (1) - (3) + (5)	(7) Salary Continuation from Employer	(8) After Tax Salary Continuation
1	45	0	3,060	1,648	4,708	1,648	0	0	0
2	46	0	3,340	1,798	5,138	1,798	0	0	0
3	47	0	3,660	1,971	5,631	1,971	0	0	0
4	48	0	3,960	2,132	6,092	2,132	0	0	0
5	49	0	4,260	2,294	6,554	2,294	0	0	0
6	50	0	4,600	2,477	7,077	2,477	0	0	0
7	51	0	5,040	2,714	7,754	2,714	0	0	0
8	52	0	5,620	3,026	8,646	3,026	0	0	0
9	53	0	6,400	3,446	9,846	3,446	0	0	0
10	54	0	7,300	3,931	11,231	3,931	0	0	0
11	55	0	8,300	4,469	12,769	4,469	0	0	0
12	56	0	9,360	5,040	14,400	5,040	0	0	0
13	57	0	10,400	5,600	16,000	5,600	0	0	0
14	58	0	11,320	6,095	17,415	6,095	0	0	0
15	59	0	12,120	6,526	18,646	6,526	0	0	0
16	60	0	13,020	7,011	20,031	7,011	0	0	0
17	61	0	14,220	7,657	21,877	7,657	0	0	0
18	62	0	15,920	8,572	24,492	8,572	0	0	0
19	63	0	18,160	9,778	27,938	9,778	0	0	0
20	64	0	20,820	11,211	32,031	11,211	0	0	0
21	65	0	0	0	0	0	0	246,155	160,000
22	66	0	0	0	0	0	0	246,155	160,000
23	67	0	0	0	0	0	0	246,155	160,000
24	68	0	0	0	0	0	0	246,155	160,000
25	69	0	0	0	0	0	0	246,155	160,000
26	70	0	0	0	0	0	0	246,155	160,000
27	71	0	0	0	0	0	0	246,155	160,000
28	72	0	0	0	0	0	0	246,155	160,000
29	73	0	0	0	0	0	0	246,155	160,000
30	74	0	0	0	0	0	0	246,155	160,000
		0	180,880	97,396	278,276	97,396	0	2,461,550	1,600,000

*Assuming column (1) offsets the economic benefit.

This illustration assumes the nonguaranteed values shown continue in all years. This is not likely, and actual results may be more or less favorable. This illustration is not valid unless accompanied by a proposal from Sample Life.

Split dollar arrangement presumed terminated in year 20.

Column (2) is the imputed economic benefit in compliance with IRS Notice 2002-8. (Table 2001 rates utilized.)

Endorsement Split Dollar with Salary Continuation Using Indexed Universal Life

Presented By: [Licensed user's name appears here]

Insured: Tony Callahan

Callahan Plastics, Inc.

Executive's Analysis

		Form of Transaction (Endorsement)		Executive's Tax Bracket 35.00%		Indexed UL Interest Rate 7.50%			
Year	Male Age	(1) Split Dollar Premium Share	(2) Additional Taxable Value of Benefit*	(3) Bonus Income Received	(4) Taxable Income (2) + (3)	(5) Income Tax Due on Col (4)	(6) Net Payment (1) - (3) + (5)	(7) Salary Continuation from Employer	(8) After Tax Salary Continuation
31	75	0	0	0	0	0	0	246,155	160,000
32	76	0	0	0	0	0	0	246,155	160,000
33	77	0	0	0	0	0	0	246,155	160,000
34	78	0	0	0	0	0	0	246,155	160,000
35	79	0	0	0	0	0	0	246,155	160,000
36	80	0	0	0	0	0	0	246,155	160,000
37	81	0	0	0	0	0	0	246,155	160,000
38	82	0	0	0	0	0	0	246,155	160,000
39	83	0	0	0	0	0	0	246,155	160,000
40	84	0	0	0	0	0	0	246,155	160,000
		0	180,880	97,396	278,276	97,396	0	4,923,100	3,200,000

*Assuming column (1) offsets the economic benefit.

This illustration assumes the nonguaranteed values shown continue in all years. This is not likely, and actual results may be more or less favorable. This illustration is not valid unless accompanied by a proposal from Sample Life.

Split dollar arrangement presumed terminated in year 20.

Column (2) is the imputed economic benefit in compliance with IRS Notice 2002-8. (Table 2001 rates utilized.)

Endorsement Split Dollar with Salary Continuation Using Indexed Universal Life

Presented By: [Licensed user's name appears here]

Insured: Tony Callahan

Executive's Personal Report

Callahan Plastics, Inc.

Form of Transaction (Endorsement) Executive's Tax Bracket 35.00% Indexed UL Interest Rate 7.50%

		Executive's Costs		Executive's Values	
Year	Male Age	(1) Net Payment	(2) After Tax Salary Continuation Income	(3) Executive's Share of Death Benefit	
1	45	0	0	2,000,000	
2	46	0	0	2,000,000	
3	47	0	0	2,000,000	
4	48	0	0	2,000,000	
5	49	0	0	2,000,000	
6	50	0	0	2,000,000	
7	51	0	0	2,000,000	
8	52	0	0	2,000,000	
9	53	0	0	2,000,000	
10	54	0	0	2,000,000	
11	55	0	0	2,000,000	
12	56	0	0	2,000,000	
13	57	0	0	2,000,000	
14	58	0	0	2,000,000	
15	59	0	0	2,000,000	
16	60	0	0	2,000,000	
17	61	0	0	2,000,000	
18	62	0	0	2,000,000	
19	63	0	0	2,000,000	
20	64	0	0	2,000,000	
21	65	0	160,000	0	
22	66	0	160,000	0	
23	67	0	160,000	0	
24	68	0	160,000	0	
25	69	0	160,000	0	
26	70	0	160,000	0	
27	71	0	160,000	0	
28	72	0	160,000	0	
29	73	0	160,000	0	
30	74	0	160,000	0	
		0	1,600,000		

This illustration assumes the nonguaranteed values shown continue in all years. This is not likely, and actual results may be more or less favorable. This illustration is not valid unless accompanied by a proposal from Sample Life.

Endorsement Split Dollar with Salary Continuation Using Indexed Universal Life

Presented By: [Licensed user's name appears here]

Insured: Tony Callahan

Executive's Personal Report

Callahan Plastics, Inc.

Form of Transaction (Endorsement) Executive's Tax Bracket 35.00% Indexed UL Interest Rate 7.50%

		Executive's Costs		Executive's Values	
Year	Male Age	(1) Net Payment	(2) After Tax Salary Continuation Income	(3) Executive's Share of Death Benefit	
31	75	0	160,000	0	
32	76	0	160,000	0	
33	77	0	160,000	0	
34	78	0	160,000	0	
35	79	0	160,000	0	
36	80	0	160,000	0	
37	81	0	160,000	0	
38	82	0	160,000	0	
39	83	0	160,000	0	
40	84	0	160,000	0	

0
3,200,000

This illustration assumes the nonguaranteed values shown continue in all years. This is not likely, and actual results may be more or less favorable. This illustration is not valid unless accompanied by a proposal from Sample Life.

Endorsement Split Dollar with Salary Continuation Using Indexed Universal Life

Presented By: [Licensed user's name appears here]

Insured: Tony Callahan

Callahan Plastics, Inc.

Illustration of Policy Values Funding the Plan

		Employer's Tax Bracket 34.00%	Indexed UL Interest Rate 7.50%	Initial Payment 100,000	Initial Death Benefit 2,200,000	
Year	Male Age	(1) Policy Premium	(2) Net Policy Loan Proceeds	(3) Cash Value* Increase	(4) Year End Cash Value*	(5) Death Benefit
1	45	100,000	0	31,107	31,107	2,200,000
2	46	100,000	0	101,660	132,767	2,296,960
3	47	100,000	0	108,760	241,527	2,401,713
4	48	100,000	0	116,420	357,947	2,514,127
5	49	100,000	0	124,600	482,547	2,634,723
6	50	100,000	0	133,933	616,480	2,764,650
7	51	100,000	0	143,980	760,460	2,904,627
8	52	0	0	52,720	813,180	2,953,340
9	53	0	0	56,827	870,007	3,006,160
10	54	0	0	61,343	931,350	3,063,500
11	55	0	0	72,810	1,004,160	3,132,303
12	56	0	0	77,620	1,081,780	3,205,920
13	57	0	0	82,730	1,164,510	3,284,643
14	58	0	0	88,203	1,252,713	3,368,840
15	59	0	0	94,044	1,346,757	3,458,877
16	60	0	0	100,103	1,446,860	3,554,997
17	61	0	0	102,593	1,549,453	3,657,590
18	62	0	0	109,457	1,658,910	3,767,047
19	63	0	0	116,727	1,775,637	3,883,773
20	64	0	0	124,426	1,900,063	4,008,200
21	65	0	162,462	-72,090	1,827,973	2,494,680
22	66	0	162,462	-42,740	1,785,233	2,309,880
23	67	0	162,462	-41,416	1,743,817	2,185,260
24	68	0	162,462	-39,457	1,704,360	2,148,597
25	69	0	162,462	-38,563	1,665,797	2,111,437
26	70	0	162,462	-36,577	1,629,220	2,074,770
27	71	0	162,462	-33,750	1,595,470	2,008,693
28	72	0	162,462	-30,340	1,565,130	1,939,650
29	73	0	162,462	-26,343	1,538,787	1,867,373
30	74	0	162,462	-21,744	1,517,043	1,791,520
		700,000	1,624,620			

30 Year Summary

Cum. Payments	700,000
Cum. Policy Loan Proceeds	1,624,620
Cash Value	1,517,043
Death Benefit	1,791,520

*This illustration assumes the nonguaranteed values shown continue in all years. This is not likely, and actual results may be more or less favorable. This illustration is not valid unless accompanied by a proposal from Sample Life.

Endorsement Split Dollar with Salary Continuation Using Indexed Universal Life

Presented By: [Licensed user's name appears here]

Insured: Tony Callahan

Callahan Plastics, Inc.

Illustration of Policy Values Funding the Plan

		Employer's Tax Bracket 34.00%	Indexed UL Interest Rate 7.50%	Initial Payment 100,000	Initial Death Benefit 2,200,000	
Year	Male Age	(1) Policy Premium	(2) Net Policy Loan Proceeds	(3) Cash Value* Increase	(4) Year End Cash Value*	(5) Death Benefit
31	75	0	162,462	-12,113	1,504,930	1,716,283
32	76	0	162,462	-7,200	1,497,730	1,722,317
33	77	0	162,462	-1,710	1,496,020	1,734,933
34	78	0	162,462	4,527	1,500,547	1,754,963
35	79	0	162,462	11,463	1,512,010	1,783,187
36	80	0	162,462	19,073	1,531,083	1,820,360
37	81	0	162,462	25,637	1,556,720	1,867,330
38	82	0	162,462	34,427	1,591,147	1,924,590
39	83	0	162,462	43,810	1,634,957	1,992,820
40	84	0	162,462	53,750	1,688,707	2,072,667

700,000 3,249,240

40 Year Summary

Cum. Payments	700,000
Cum. Policy Loan Proceeds	3,249,240
Cash Value	1,688,707
Death Benefit	2,072,667

*This illustration assumes the nonguaranteed values shown continue in all years. This is not likely, and actual results may be more or less favorable. This illustration is not valid unless accompanied by a proposal from Sample Life.